

Dlite® **Vanera**

DIRECT/INDIRECT HEALTHCARE & SENIOR CARE LIGHTING



THE VANERA ROOM LIGHT

A STRAIGHTFORWARD DESIGN

Subtle design, high quality materials, intelligent lighting technology and energy efficiency: All components of a modern classic. Vanera's simple lines blend with any decor and enable Vanera to fit perfectly into any surrounding.

- **Light distribution:**
Direct/Indirect general lighting
Direct glare-free reading light
- **Light source:**
T5 fluorescent lamp
- **High quality materials:**
Strong anodized aluminum for a solid, sleek finish
- **Specially designed prismatic lens:**
Optimized asymmetric light distribution
Uniform illumination of the room
Glare-, reflection-, and shadow-free light
- **Meets current standards:**
EN 60598-1, EN 60598-2-1, EN 60598-2-25





D^{lite}® Vanera

VERSATILITY TO SUIT YOUR NEEDS

The D^{lite}® Vanera family is ideal for many different areas of a healthcare or senior care facility. There are several versions of the Vanera suitable for a number of applications. The newest addition to the product family is the single lamp Vanera One.



BASE AND VTL - Visual Timing Light

- Two fluorescent lamps T5 39W/54W (VTL with various color temperatures)
- Daylight tracking
- Available in 3ft or 4ft versions
- Electronic ballast (dimming optional)
- Aluminum panels on side/front
- Wall and Ceiling Mounted



ONE

- One fluorescent lamp T5 24W/39W/54W
- General lighting, direct/indirect
- Designed for corridors and low ceilings
- Available in 2ft, 3ft, and 4ft versions
- Electronic ballast (dimming optional)
- Wall and ceiling mounted



BED

- Two fluorescent lamps T5 39W/54W
- General lighting, indirect
- Examination light, direct/indirect
- Available in 3ft or 4ft versions
- Reading light, direct
- Electronic ballast (dimming optional)
- Wall mounted



BATH

- Two fluorescent lamps T5 24W
- General lighting, direct/indirect
- IP44 rating for wet location
- Electronic ballast
- Wall mounted
- Compact 2ft unit

QUALITY LIGHT

ENGINEERED AND MANUFACTURED FOR SUPERIOR PERFORMANCE

The Vanera's innovative technology features unique microprism technology, which minimizes reflections and reduces glare, while emitting a wide light beam for superb ambient light. It is ideal for illuminating corridors and patient rooms. Both ceiling and wall mounted versions are available.



CORRIDOR-CEILING

- Ambient direct/indirect general lighting
- Anti-glare lens technology
- Slim design provides seamless integration with architecture
- Microprism optics evenly distributes light to illuminate a large area



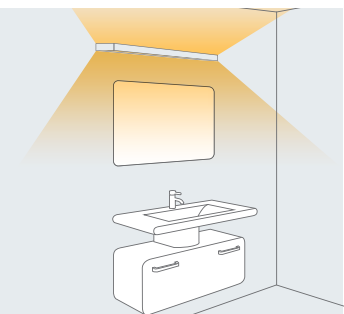
CORRIDOR-WALL

- Slim design provides seamless integration with decor
- Microprism technology emits a wide-spread beam to illuminate a large area
- Anti-glare lens technology
- Ambient direct/indirect lighting



BED- WALL

- Special asymmetric light dispersion
- Ambient lighting: indirect
- Examination lighting: direct / indirect
- Reading light: direct



BATH - WALL

- Soft, sun-like illumination
- Anti-glare light technology
- Slim design provides seamless integration with architecture
- IP44 rating for wet location



WALL AND CEILING APPLICATIONS

COMFORTABLE LIGHT DISTRIBUTION

Lighting in any healthcare facility should be functional as well as energy efficient. The Vanera accomplishes this while complementing a variety of healthcare environments with its clean line aluminum housing, and various design options. Since the atmosphere created with effective lighting has such a significant impact on patient, resident, and staff, Vanera is ideal for corridors and shared spaces in any facility. It lights the way comfortably - and with the VTL option, adjusts the light's color temperature to simulate natural daylight throughout the day.





PATIENT AND RESIDENTS' ROOMS FEEL AT HOME

Lighting a patient or resident's room is a multi-layered task that supports staff in their role and facilitates the well-being of the patient or resident. This room serves many functions: from exams and procedures, to entertaining visitors, relaxing, reading, and of course, sleeping. The Vanera's sophisticated microprism optic provides indirect light throughout the room. The direct light is ideal for reading or exams and care.





BATHROOM LIGHTING

ATTRACTIVE AND FUNCTIONAL

The restroom is a very important functional area in any care setting. Patient and staff need good quality and quantity of light. Critical accessories such as grab bars and towel bars must be clearly visible, and good lighting can make stepping out of the shower much safer. Unfortunately, this is not always the case, since bathrooms frequently do not have a window and are insufficiently illuminated. The Vanera blends with any decor, while offering "sun-like" lighting conditions: soft, uniform, glare-free illumination with an IP44 wet location rating.





CORRIDOR LIGHTING

PUBLIC SPACES

In an office setting, and in the healthcare industry in particular, it's important that corridors have sufficient lighting. Besides serving as a constant thoroughfare, they also act as social meeting places throughout the day. Quality lighting design will optically enlarge a corridor and give it a more open feeling. In addition, the Visual Timing Light option will adjust the lighting according to the amount of natural daylight coming in at any particular time of day or night.





LIGHTING STAIRCASES

REDUCING RISKS

Lighting design has many objectives, and in lighting a staircase, its primary objective is safety. Shadows and darkness make it very difficult to keep your bearings while making it up or down a flight of stairs. Vanera can be mounted on the wall or ceiling, providing clear, even lighting to prevent those risks and uncertainties.





VANERA ONE

SMALL BUT MIGHTY

The Vanera One has the same design characteristics and quality materials as the other Vanera fixtures, but with a narrower footprint. Its new slimmer dimensions allow it to fit inconspicuously into area where space is limited.






DESIGNS AND COLORS FOR YOUR UNIQUE STYLE

Every room has its own style and accessories can make all the difference. Vanera now offers decorative trims in many colors, patterns and wood designs, to complement any décor. These trims easily slide onto the outside edge of the fixture and completely change the look of the light. Match your walls, furniture or floors – be creative!



Decorative or Color suggestions:





VTL (VISUAL TIMING LIGHT) LIGHT FOR WELL BEING


The difference between a bright, sunny day and a gray, dismal one affects the amount of light coming in through windows, skylights, etc. These changes can affect our senses subconsciously; our mood, attitude, productivity. The Visual Timing Light (VTL) System is a valuable tool in modulating the amount of light inside depending on the light coming in throughout the day and night. VTL is available as an option to several Vanera models.



TECHNICAL DATA - ORDERING NUMBERS

Vanera

Technical Drawing

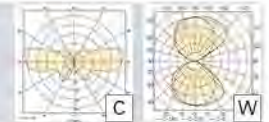


Measured in millimeters (or mm)

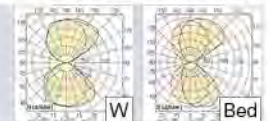


Light Distribution

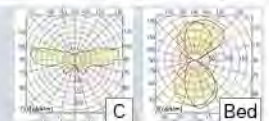
24 C/W/BATH



39 W/BED



54 C/BED



C = ceiling W = wall



24 WATT

39 WATT

54 WATT

Ceiling

PRODUCT DESCRIPTION	PART NUMBER	LENGTH	LAMPING	DIRECT/INDIRECT SWITCHING*	LOW VOLTAGE CONTROLLER
D ^{lite} ® Vanera CORRIDOR 2x54 C	D14-439-000	4ft	2x54	No	No
D ^{lite} ® Vanera VTL (VISUAL TIMING LIGHT) 54/54 C	D14.344.000	4ft	54/54	Yes	No
D ^{lite} ® Vanera VTL (VISUAL TIMING LIGHT) 39/39 C	D14.477.000	3ft	39/39	Yes	No

Wall


PRODUCT DESCRIPTION	PART NUMBER	LENGTH	LAMPING	DIRECT/INDIRECT SWITCHING*	LOW VOLTAGE CONTROLLER
D ^{lite} ® Vanera BED 54/54 W	D14-753-000	4ft	54/54	Yes	No
D ^{lite} ® Vanera BED 54/54 W	D14-754-000	4ft	54/54	Yes	Yes
D ^{lite} ® Vanera BED 39/39 W	D14-760-000	3ft	39/39	Yes	No
D ^{lite} ® Vanera BED 39/39 W	D14-761-000	3ft	39/39	Yes	Yes
D ^{lite} ® Vanera CORRIDOR 2x39 W	D14-432-000	3ft	2x39	No	No
D ^{lite} ® Vanera CORRIDOR 2x24 W	D14-722-000	2ft	2x24	No	No
D ^{lite} ® Vanera BATH 2x24 W	D14-720-000	2ft	2x24	No	No

* REMOTELY SWITCHED (WALL OR PILLOW SWITCH NOT INCLUDED - SUPPLIED BY OWNER)

TECHNICAL DATA - ORDERING NUMBERS

Vanera One

Technical Drawing

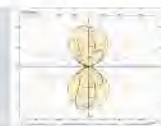


Measured in millimeters (or mm)




Light Distribution

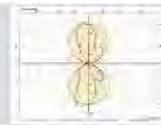
24 C/W/Bath



39 C/W



54 C/W



C = ceiling W = wall

24 WATT

39 WATT

54 WATT

Ceiling/Wall

PRODUCT DESCRIPTION	PART NUMBER	LENGTH	LAMPING	DIRECT/INDIRECT SWITCHING *	LOW VOLTAGE CONTROLLER
D ^{lite} ® Vanera ONE 1x54	D15-401-000	4ft	1x54	No	No
D ^{lite} ® Vanera ONE 1x39	D15-310-000	3ft	1x39	No	No
D ^{lite} ® Vanera ONE 1x24	D15-408-000	2ft	1x24	No	No
D ^{lite} ® Vanera ONE BATH 1x24	D15-311-000	2ft	1x24	No	No

* REMOTELY SWITCHED (WALL OR PILLOW SWITCH NOT INCLUDED - SUPPLIED BY OWNER)

Customized Front Panels (for Vanera & Vanera One)

PRODUCT DESCRIPTION	PART NUMBER	LENGTH	DESIGN
D ^{lite} ® Vanera panel	D41.313.000	For 4ft version	Decor according to customer's request
D ^{lite} ® Vanera panel	D41.312.000	For 3ft version	Decor according to customer's request
D ^{lite} ® Vanera panel	D41.311.000	For 2ft version	Decor according to customer's request

USA

Waldmann Lighting Company
9, W. Century Drive
Wheeling, Illinois 60090, USA
Phone +1 847 520-1060
Fax +1 847 520-1730
Toll Free +1 800 634 0007
www.waldmannlighting.com
waldmann@waldmannlighting.com

FRANCE

Waldmann Eclairage S.A.S.
Z.I. Rue de l'Embranchement
F-67116 REICHSTETT
Adresse postale :
BP 23431 Reichstett
F-67455 MUNDOLSHEIM Cedex
Phone +33 (0) 388209588
Fax +33 (0) 388209568
www.waldmann.com
info-fr@waldmann.com

ITALY

Waldmann Illuminotecnica S.r.l.
Via della Pace, 18 A
IT-20098 San Giuliano Milanese (MI)
Phone +39 02 98 24 90 24
Fax +39 02 98 24 63 78
www.waldmann.com
info-it@waldmann.com

NETHERLANDS

Waldmann Lichttechnik BV
Lingewei 19
NL-4004 LK Tiel
Phone +31 (0) 344 - 631019
Fax +31 (0) 344 - 627856
www.waldmann.com
info-nl@waldmann.com

AUSTRIA

Waldmann Lichttechnik Ges.m.b.H.
Gewerbepark Wagram 7
AT-4061 Pasching/Linz
Phone +43 (0)722967400
Fax +43 (0)722967444
www.waldmann.com
info-at@waldmann.com

SWITZERLAND

Waldmann Lichttechnik GmbH
Benkenstasse 57
CH-5024 Küttigen
Phone +41 (0)62 839 1212
Fax +41 (0)62 839 1299
www.waldmann.com
info-ch@waldmann.com

UK

Waldmann Lighting Ltd.
Holme Well Road
Middleton
GB-Leeds LS 10 4TQ
West Yorkshire
Phone +44 1132775662
Fax +44 1132775775
www.waldmann.com
enquiries@waldmannlighting.co.uk

CHINA

Waldmann Lighting (Shanghai) Co. Ltd.
Part A, No. Five Normative Workshop
199 Changjian Road, Baoshan
CN-Shanghai, P.R.C. 200949
Phone +86 21 5169-1799
Fax +86 21 3385-0032
www.waldmann.com
s.lo@waldmann.com.cn

GERMANY

Herbert Waldmann GmbH & Co. KG
Postfach 50 62
D-78057 Villingen-Schwenningen
Phone +49 7720 601-100
Fax +49 7720 601-290
www.waldmann.com
info@waldmann.com

SINGAPORE

Waldmann Lighting Singapore Pte. Ltd.
Blk 168, Jalan Bukit Merah,
#04-09B, Connection One, Tower 3,
Singapore 150168
Phone +65 62758300
Fax +65 62758377
www.waldmann.com
sales@waldmann.com.sg

SWEDEN

Waldmann Ljusteknik AB
Skebokvarnsvägen 370
SE-124 50 Bandhagen
Phone +46 8 990 350
Fax +46 8 991 609
www.waldmann.se
hk@idecenter.se