

LIGHTING THAT MEETS CHALLENGES

LED EXAMINATION LIGHTS

Often, rooms normally used for examinations have a general lighting. An additional lamp (installed on a pedestal base with castors, mounted on the wall or directly on the examination bed) then provides the luminosity necessary for the examination and thus contributes to the diagnosis.

Multi-purpose lighting

The term body examination (or clinical examination) is often used in medicine for describing the visual examination of a patient using simple equipment. The complete physical examination is considered an essential aspect of the diagnosis. The inspection (visual observation), the palpation (touching), the percussion (tapping) and the auscultation (listening through a stethoscope) are the essential parts of an examination.

The extent of examination required depends here on the anamnesis. The practitioner often rapidly detects the symptoms influencing diagnosis and the therapy. In some rare cases, when the clinical picture is not clear, a detailed examination may even last up to one hour. In practice, the examination is often brief and focused on specifics. If these examinations are not sufficient for providing a clear clinical picture, the physician then uses modern medical equipment (such as NMR, tomography and PET) for identifying the medical condition.

Only a summary diagnostic table (enables to compare text and data) can allow the physician to establish an appropriate therapeutic chart.

The specialist requires the assistance of professional lighting for examinations and minor interventions. The visual faculties of the medical personnel are subjected to extreme stress in this situation. Generally, the principle applied with regard to lighting is that it should be optimal for the physician and the nursing personnel, agreeable for the patient.

Minor interventions (considerably, administering perfusions) require lower lighting levels than those for classic surgical procedures. It is however important to be able to obtain different lighting levels for these domains (for example, for surveillance of anesthesia for mini-invasive procedures).

Often, examination rooms have only general lighting. An additional lamp (in-stalled on

a pedestal base with castors, mounted on the wall or directly on the examination bed) then provides the luminosity (lighting) necessary for the examination and thus contributes to the diagnosis.

Derungs® lights are designed specifically for medical personnel. Our lamps are versatile and multi-purpose, allowing a usage depending on the type of examination or treatment and the method used. We offer solutions!

TABLE OF CONTENTS

LIGHTING IN A NEW DIMENSION

	PAGE
LIGHTING SOLUTIONS AND PRODUCT ADVANTAGES	4 LIGHTING SOLUTIONS General Medicine / Dermatology / Gynecology
	5 BRIGHT SIGHTS OF THE D ^{med} ® oculux Product advantages
	6 LIGHTING SOLUTIONS General Medicine / Intensive care / Neonatology
	7 BRIGHT SIGHTS OF D ^{med} ® halux LED Product advantages
PRODUCT FAMILY	8 PRODUCT FAMILY AT A GLANCE D ^{med} ® oculux / D ^{med} ® halux LED
TECHNOLOGY	10 DATA SHEETS Technical Information
DISTRIBUTION PARTNERS	16 OWN DISTRIBUTORS Addresses

LIGHTING SOLUTIONS

GENERAL MEDICINE / DERMATOLOGY / GYNECOLOGY

The eye of the physician is constantly subjected to extreme stress. It should be capable of reacting rapidly and in a focused manner to all types of situations. The patient is at the core of all activities of the physician. Modern technology and advanced luminous sources (LED) guarantee the best possible results.

A clean view – clear advantages

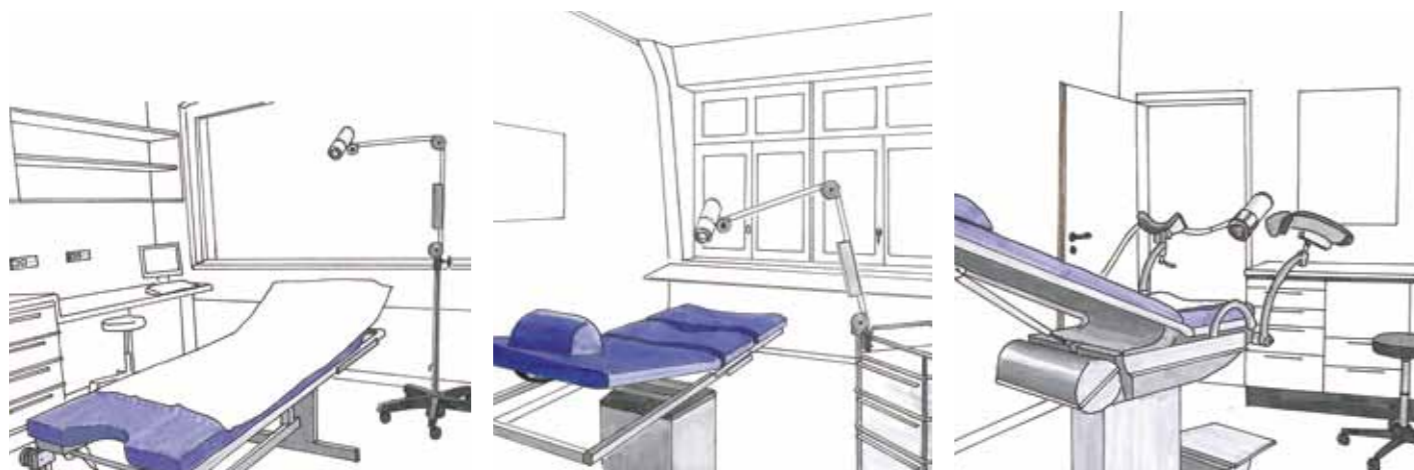
The light here is an indispensable auxiliary and a dependable work tool. A physician's work requires intense concentration and precision. He must always remain calm. Reduced heat release from the surface of the luminous source allows him to concentrate on his work and helps improve ergonomics.

Thanks to very low radiation of heat (infrared radiation) from the light, tissues do not dry up as rapidly during the interven-

tion. Simple ergonomic control directly on the head of the lamp and the compact design almost make it an optical instrument. Since the LEDs have a very long life cycle, the lamp is maintenance free and thus saves costs.

Uniform lighting of the examination field, without shadows, natural rendering of tissue colors (surface and deep structures) and the possibility of individually adjusting the lighting and the diameter of the illuminated

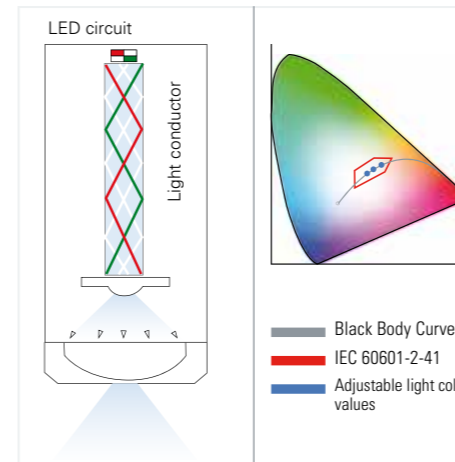
field for each examination situation □ these are some of the demands from the physician with regard to lighting of today and tomorrow.



BRIGHT SIGHTS OF THE D^{med}® oculux

PRODUCT ADVANTAGES

Color mixing and rendering



Uniform light

The light emitted by the LEDs of different colors is mixed in the head of the lamp (by multiple total reflections in the glass conductor). Result: the light is white at its source and is uniformly dispersed over the treatment field.

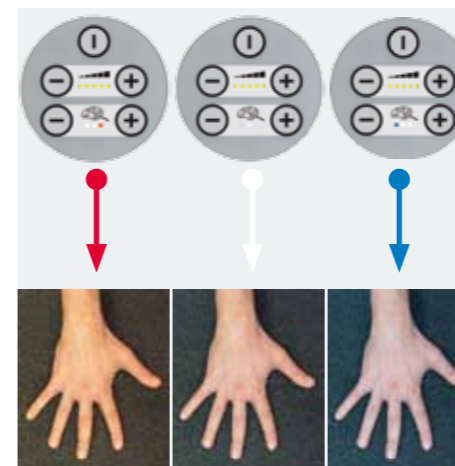
Through this innovative lighting concept, the entire illuminated field can be used as the work area. This type of color mixture prevents the formation of colored shadows due to the hands or instruments.

Excellent color rendering

Thanks to an excellent color rendering index, $R_a = 93$ and $R_g(\text{red}) > 90$, the color of the examination field can be recognized by the eye with more precision.

This signifies for the physician an improved recognition of details of the most subtle tones in tissues. The illuminated region appears natural and contrasted. The light is significantly more agreeable to the eye and the colors are rendered accurately.

Three light color shades, with possibility of dimming



The use of LEDs of different colors is a great innovation in the domain of medical examination. The light color (light temperature in Kelvin) can be modified according to the type of intervention.

The physician can select the optimum lighting for the examination depending on the skin area and the type of tissue or wound.

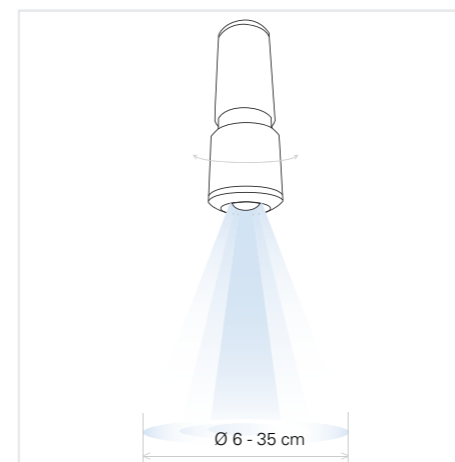
Adjustments can be made from a simple and clear control unit directly on the head of the lamp. It is also possible to select the

luminous intensity and personalize it using five dimming levels.

Three color shades:

3500 K (warm white)	Ideal for differentiating the superficial composition of skin
4300 K (neutral white)	Ideal for general examinations
5100 K (cold white)	Ideal for the recognition of the different vessels

Variable adjustment of the illuminated field



Focusing on the illuminated field

The size of the illuminated field can be infinitely set by a slight rotation of the focusing ring.

This function allows an exact adaptation of the illuminated field to the field of examination. Thus, a large illuminated field allows better viewing of a larger "work area" at a glance whereas focusing at 6 cm allows precise diagnosis.

LIGHTING SOLUTIONS

GENERAL MEDICINE / INTENSIVE CARE / NEONATOLOGY

Constant and immediate availability, assistance, instant response times, control and surveillance as well as alertness – all these are required during medical interventions. Optimum conditions of vision and work, the most modern technology and advanced luminous sources (LED) contribute to the performance of the demanding visual tasks in this field of activity.

Precise vision– clear advantages

A high illumination level (lux) for clear lighting of the examination field, natural rendering of colors for the detection of modifications in tissue pigmentation or structure, adjustable light for better contrast vision □ these are some of the performance requirements expected from latest generation lighting.

Physicians respond to demands for care and expectations for cure. The lighting helps them face these challenges every day. For them it is a work instrument that they must

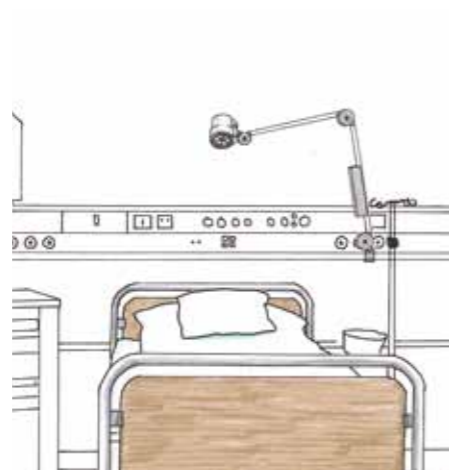
be able to rely on completely.

A wide field intensely illuminated allows them to see the regions to be examined at a glance. Reduced heat release from the surface of the luminous source allows them to concentrate better and it helps to improve ergonomics.

Simple, ergonomic controls placed directly on the head of the lamp guarantee instant reaction times. Since the LEDs have a very

long life cycle, the lamp is maintenance free and thus saves costs.


High quality components, a newly patented arm system made of a strong light alloy that guarantees a firm holding to a set position, as well as multiple adaption possibilities make this lamp an indispensable auxiliary instrument.



BRIGHT SIGHTS OF THE D^{med}® halux LED

PRODUCT ADVANTAGES

50 000 lux illumination



High quality examination lamp

Seven powerful LEDs (about 50,000 lux / 0.5 m) guarantee adequate lighting of the examination field.

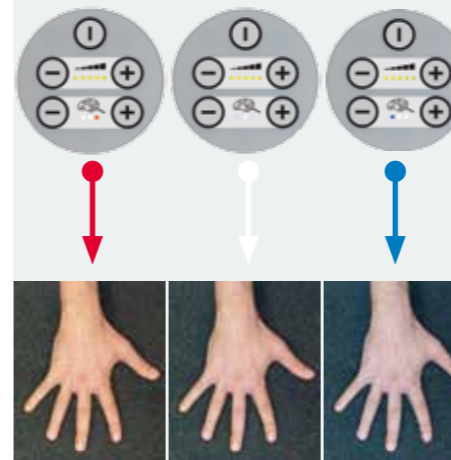
Based on the most recent technology, this LED lamp provides lighting equivalent to that of halogen lamps. The temperature of its light allows a natural rendering of colors – characteristics of the skin (superficial and deep structure) can thus be recognized in full detail.

Excellent color rendering

Thanks to an excellent color rendering index, $R_a = 95$ and $R_9(\text{red}) \geq 95$, the color of the examination field can be recognized by the eye with more precision.

This signifies for the physician an improved recognition of details of the most subtle color tones in tissues. The illuminated region appears natural and contrasted. The light is significantly more agreeable to the eye and the colors are rendered accurately.

Three light color shades, with possibility of dimming



Mixing LEDs of different colors is a great innovation in the domain of medical examination. The light color (light temperature in Kelvin) can be modified according to the type of intervention.

The user can select the optimum lighting for the examination depending on the skin area and the type of tissue or the wound.

Adjustments can be made from a simple and clear control unit directly on the head of the lamp. It is also possible to select the luminous intensity and personalize it using

five dimming levels.

Three color shades:

3500 K (warm white)	Ideal for different types of skin examination
4100 K (neutral white)	Ideal for general examinations
4700 K (cold light)	Ideal for the recognition of different vessels □ for post operative treatment and small interventions

Ergonomics



A fixed position is maintained thanks to the latest innovation from Derungs®: DLC (Directional Load Compensation).

This innovative articulated arm system makes arm handling significantly easier. The directional load compensation (DLC) ensures easy movement and positioning of the lamp. A precisely set holding position is maintained thus satisfying the most demanding requirements of ergonomics.

Arm lengths of up to 1.20 m provide a flexible operating range. Thanks to the permanent

friction setting of the articulating joints, any manual adjustment (friction screws) become unnecessary.

The use of strong light alloys in the articulated arm system further emphasizes the high quality of the lamp.


PRODUCT FAMILY AT A GLANCE

LED EXAMINATION LIGHTS

D^{med}® oculux



12 P LX



Gyn 12 P S6

- 20 000 lux / 0.5 m
- Uniform field illumination
- 5 light dimming levels
- Adjustable color temperature (three color shades)
- Continuously adjustable illuminated field size
- Simple control unit on the head
- LED technology reduces maintenance costs to a minimum while providing high energy efficiency
- No radiation of heat in the light (dehydration of tissues is reduced to the minimum)

D^{med}® halux LED



20 P LX



20 C L1

- 50 000 lux / 0.5 m
- 5 light dimming levels
- Adjustable color temperature (three color shades allow personalized viewing of contrasts)
- Simple control on the head
- No heat (infrared) radiation
- High energy efficiency and luminous efficiency
- Optimized cooling of the lamp head
- LED technology reduces maintenance costs to a minimum while providing high energy efficiency



OWN DISTRIBUTORS

Herbert Waldmann GmbH & Co. KG
P.O. Box 5062
78057 Villingen-Schwenningen
Germany
Telephone +49 7720 601 100
Fax +49 7720 601 290
www.waldmann.com
info@waldmann.com



Waldmann Lichttechnik GmbH
Benkenstrasse 57
5024 Küttigen
Switzerland
Telephone +41 62 839 12 12
Fax +41 62 839 12 99
www.waldmann.com
info-ch@waldmann.com



Waldmann Eclairage S.A.S
Z.I. - Rue de l'Embranchement
67116 Reichstett
France
Telephone +33 3 88 20 95 88
Fax +33 3 88 20 95 68
www.waldmann.com
info-fr@waldmann.com



Waldmann Lichttechnik Ges.m.b.H
Gewerbepark Wagram 7
4061 Pasching/Linz
Austria
Telephone +43 7229 67 400
Fax +43 7229 67 444
www.waldmann.com
info-at@waldmann.com



Waldmann Illuminotecnica s.r.l.
Via della Pace, 18 A
20098 S. Giuliano Milanese (MI)
Italy
Telephone +39 02 9824 9024
Fax +39 02 9824 6378
www.waldmann.com
info-it@waldmann.com



Waldmann BV
Lingewei 19
4004 LK Tiel
Netherlands
Telephone +31 344 631 019
Fax +31 344 627 856
www.waldmann.com
info-nl@waldmann.com



Waldmann Ljusteknik
Skebokvarnsvägen 370
124 50 Bandhagen
Sweden
Telephone +46 8 990 350
Fax +46 8 991 609
www.waldmann.se
hk@waldmann.se



Waldmann Lighting Company
9, W. Century Drive
Wheeling, Illinois 60090
USA
Telephone +1 847 520 1060
Fax +1 847 520 1730
www.waldmannlighting.com
waldmann@waldmannlighting.com



Waldmann Lighting Singapore Pte. Ltd.
Blk 168, Jalan Bukit Merah # 04-09 B
Connection 1, Tower 3
SG-Singapore 150168
Telephone +65 6275 8300
Fax +65 6275 8377
www.waldmann.com
waldmann@singnet.com.sg



Waldmann Lighting (Shanghai) Co. Ltd.
Part A, No. Five Normative Workshop
199 Chang Jian Road, Baoshan
Shanghai, PRC 200949
Telephone +86 2151 691799
Fax +86 2133 850032
www.waldmann.cn
info@waldmann.com.cn



Derungs Licht AG

Hofmattstrasse 12
9200 Gossau
Switzerland
Telephone +41 71 388 11 66
Fax +41 71 388 11 77
www.derungslicht.com
mailbox@derungslicht.com

Further distribution partners you find at:
www.derungslicht.com