

# FLAT TEC

## SURFACE OR FLUSH MOUNT FLOOD



### PRODUCT DESCRIPTION:

FLAT TEC is the next generation of waterproof machine luminaire that are considerably flatter, with a much smaller "footprint" than traditional machine lighting systems of the past. The flat design takes up much less space in the machining compartment, while meeting the growing demands for a more contemporary luminaire design. FLAT TEC offers very high efficiency, easy integration, considerably longer maintenance intervals, and lower service costs. At a height of only

1.65in (42mm), the FLAT TEC luminaire requires very little space and is designed to withstand flying debris, as well as coolants and lubricants. It has an IP rating of IP69K, suitable for steam cleaning. FLAT TEC is also available in two different housing styles, a surface mount or flush mount design. With its high luminous power and state-of-the-art reflector technology, FLAT TEC can also be installed farther away in the machining area. With a wide, uniform light distribution, FLAT TEC offers precise illumination, high light output levels and insures safe machine operation.

### FEATURES:

- Designed with energy-efficient T5HO lamps, rated for 20,000 hours
- Minimal protrusion into the machine compartment due to very flat design
- IP69K rating for wash-down applications
- Designed to withstand direct impact from flying debris such as hot metal chips
- Low energy consumption
- Less complexity during installation
- Integration in the machine is simplified
- Available in 1 or 2 lamp configurations
- Available in 24V DC or 100-250V, 50/60Hz

## PRODUCT INFORMATION



FLAT TEC

Voltage:

Lamping:

Operation:

Luminaire Body:

Lens Cover:

Protection Rating:

24V DC or 100-250V, 50/60Hz

From 11W CFL - 54W T5HO

No integral switch, connect to external switch

Extruded aluminum

Borosilicate glass

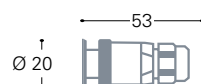
IP69K

### DESCRIPTION


M12 connector plug (required for installation)


### PART #


330 634 010





## ORDERING INFORMATION


FLAT TEC 100-250V, 50/60Hz	HOUSING	DIMENSIONAL CUTOUT (L x W)	LAMPING	MODEL	PART #
 <p>26in x 7.09in (mm)</p>	Flush Mount	25.11in x 6.22in (638mm x 158mm)	1 x 24W T5HO	MZE 124 N	112 527 000
	Surface Mount	25.11in x 6.22in (638mm x 158mm)	1 x 24W T5HO	MZA 124 N	112 527 002

 <p>37.8in x 7.09in (mm)</p>	Flush Mount	37in x 6.22in (938mm x 158mm)	1 x 39W T5HO	MZE 139 N	112 528 000
	Surface Mount	37in x 6.22in (938mm x 158mm)	1 x 39W T5HO	MZA 139 N	112 528 002


 <p>49.6in x 7.09in (mm)</p>	Flush Mount	48.74in x 6.22in (1238mm x 158mm)	1 x 54W T5HO	MZE 154 N	112 529 000
	Surface Mount	48.74in x 6.22in (1238mm x 158mm)	1 x 54W T5HO	MZA 154 N	112 529 002


 <p>26in x 8.66in (mm)</p>	Flush Mount	25.12in x 7.8in (638mm x 198mm)	2 x 24W T5HO	MZE 224 N	112 532 000
	Surface Mount	25.12in x 7.8in (638mm x 198mm)	2 x 24W T5HO	MZA 224 N	112 532 002


 <p>37.8in x 8.66in (mm)</p>	Flush Mount	37in x 7.8in (938mm x 198mm)	2 x 39W T5HO	MZE 239 N	112 533 000
	Surface Mount	37in x 7.8in (938mm x 198mm)	2 x 39W T5HO	MZA 239 N	112 533 002

 <p>49.6in x 8.66in (mm)</p>	Flush Mount	48.74in x 7.8in (1238mm x 198mm)	2 x 54W T5HO	MZE 254 N	112 534 000
	Surface Mount	48.74in x 7.8in (938mm x 198mm)	2 x 54W T5HO	MZA 254 N	112 534 002



FLAT TEC 24V DC	HOUSING	DIMENSIONAL CUTOUT (L x W)	LAMPS	MODEL	PART #
 <p>13.4in x 11.8in (mm)</p>	Flush Mount	12.52in x 7.8in (318mm x 198mm)	2 x 11W CFL	MZEC 211 S	112 536 004
	Surface Mount	12.52in x 7.8in (318mm x 198mm)	2 x 11W CFL	MZEC 211 S	112 536 006

 <p>26in x 7.09in (mm)</p>	Flush Mount	25.11in x 6.22in (638mm x 158mm)	1 x 24W T5HO	MZE 124 S	112 527 004
	Surface Mount	25.11in x 6.22in (638mm x 158mm)	1 x 24W T5HO	MZA 124 S	112 527 006

 <p>37.8in x 7.09in (mm)</p>	Flush Mount	37in x 6.22in (938mm x 158mm)	1 x 39W T5HO	MZE 139 S	112 528 004
	Surface Mount	37in x 6.22in (938mm x 158mm)	1 x 39W T5HO	MZA 139 S	112 528 006