



**fitted with**

- connected load**
- power consumption**
- luminous flux**
- luminous efficacy**
- light distribution**
- light color**
- color rendering index (CRI)**
- glare-free**
- system of protection**
- class of protection**
- technology**
- usage**
- luminaire body**
- lamp cover**
- balance of articulation joints**
- weight (net)**
- mains lead**
- fastening**
- special features**

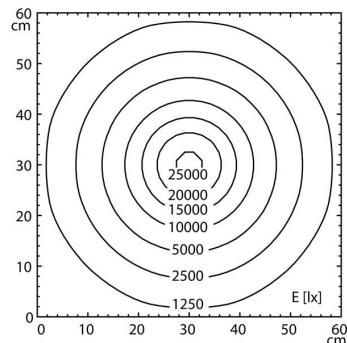
**LED**

- 22-26 V; DC
- approx. 5 W
- approx. 490 lm
- approx. 98 lm/W
- direct, narrow-angled beam neutral white,
- approx. 5000 K
- > 70
- screen
- IP 67
- III
- switchable
- external
- aluminium, painted, black
- glass screen
- friction
- approx. 0.9 kg (2.0 lbs)
- approx. 3 m (9.8 ft); with free stranded wires
- screw-down flange
- Spot with a 10° angle of radiation

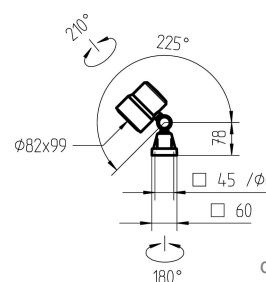
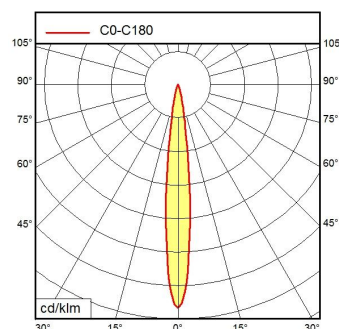


**illuminance**

distance: 50 cm  
**Em:** 4520 lx  
**Emax:** 26130 lx  
**Emin:** 474 lx



**luminous intensity**



dimensions in mm