

Dmed® **triango 30 C** Dual Head Spec Sheet  
**D15-170-501 DERUNGS 300MM**

<b>PROJECT:</b>	<b>TYPE:</b>	<b>QUANTITY</b>
-----------------	--------------	-----------------

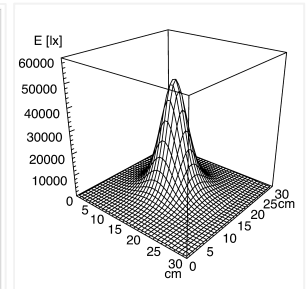
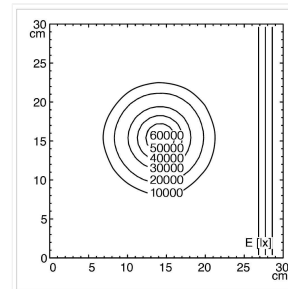
**Electrical: 2 FEEDS REQUIRED**

Nominal input voltage	100-240V
Frequency range	50 / 60Hz
Power consumption	30W (42-52VA) ea.
Input current	0.42A ea.
Integrated electronic transformer	24V DC output ea.
Approval - Safety	ETL/cETL
User interface	Continuously dimmable rotary switch on the head



**Illumination:**

Fitted with	LED Technology
Central illuminance at 1.0m	60,000 lux
Light field diameter d10 at 1.0m	Ø = 16 cm (6.3in)
Light field diameter d50 at 1.0m	Ø = 8.5 cm (3.3in)
Depth of illumination L1 + L2	120cm (47.24in)
Color Temperature	4500 K
Color Rendering Index Ra	>95
Life time	40000h



**Weight:**

Light head	3 kg (6.6lbs) ea.
<b>triango 30 C</b> (includes 2 light head & arms)	24 kg (52lbs)
Luminaire Materials	Head – polycarbonate & acrylonitrile butadiene styrene copolymer (PC &ABS); Arm – metal
Fastening	Ceiling mount to structural ceiling, tube can be field cut to length

**Classification:**

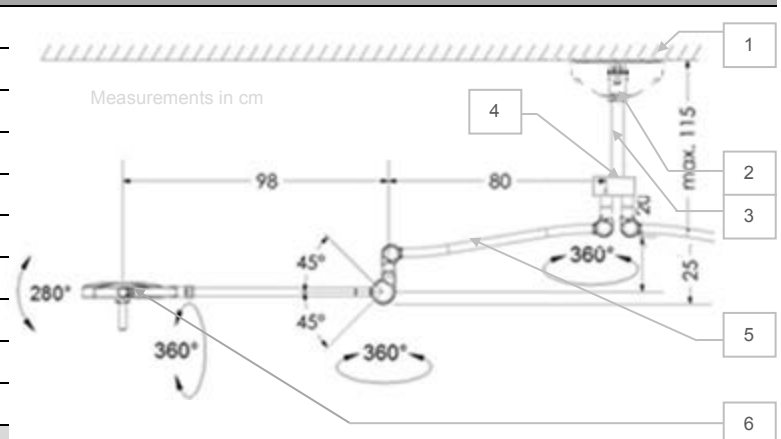
triango 30	Class I; FDA Class I
Degree of protection as per IEC 529	IP 20
Light head	IP 43 (horizontal position)
Electrical safety test according to:	AAMI ES60601-1, CSA C22.2#60601-1, IEC/EN 60601-1, IEC/EN 60601-2-41, IEC/EN 60601-1-2
Special feature	Removable Sterilizable Handle included

**Component List - Included**

#	Part Number	Description
1	US4-002-150	Mounting Plate 11.5 in.
2	D74-285-000	Dome Cover
3	US4-001-620	Pole, 300MM Length
4	US4-001-690	Splitter
5	D74-544-100	Spring Balanced Arm
6	D15-312-000	Head, Triango 30, 24V, LED
7	US4-002-414	Dome Cover Kit w/ Collar
8	US4-002-415	Disc Cover Kit w/ Collar

**Additional Information Available (Manuals)**

1	Call Factory	Triango Pre-Install Guide & Spare Part Manual
2	Included	Triango Manual



NOTE: If fixture is to be installed above a drop ceiling, Additional items 7 or 8 must be ordered separately. Please refer to Triango Pre-Install Guide for installation suggestions.